



### District Report Card: 2017


<b>State:</b> Rajasthan	<b>District:</b> Rajsamand
<b>Class:</b> 8	<b>Subject:</b> Mathematics
<b>Schools:</b> 51	<b>Students:</b> 1177


### Participation/Coverage


#### Students

<div>GENDER</div> <div></div>	Boys		Girls	
	Number	%	Number	%
	536	45.54	641	54.46

<div>AREA</div> <div></div>	Rural		Urban	
	Number	%	Number	%
	1104	93.80	73	6.20

<div>CATEGORY</div> <div></div>	SC		ST		OBC		GEN	
	Number	%	Number	%	Number	%	Number	%
	172	14.61	141	11.98	726	61.68	138	11.72

<div>CWSN</div> <div></div>	LD	VI	HI	S&LD	ID	Oth
	2	1	3	5	2	1

<div>Management</div> <div></div>	Government		Government-aided	
	Number	%	Number	%
	1177	100.00	0	0.00

### Average Performance of Students in Mathematics (%)

Overall	Gender		Area		Management		Social Group			
	Male	Female	Rural	Urban	Govt.	Aided	SC	ST	OBC	GEN
53.90	52.19	55.33	54.48	45.11	53.90	0.00	54.96	43.64	56.50	49.37

## Performance on Learning Outcomes (LOs)

Learning Outcomes	Description	Average Performance(%)
M601	Solves problems involving large numbers by applying appropriate operations	51.20
M606	Solves problems on daily life situations involving addition and subtraction of fractions / decimals	67.35
M620	Finds out the perimeter and area of rectangular objects in the surroundings like floor of the class room, surfaces of a chalk box etc.	62.19
M621	Arranges given/collected information in the form of table, pictograph and bar graph and interprets them	56.53
M702	Interprets the division and multiplication of fractions	49.02
M705	Solves problems related to daily life situations involving rational numbers	54.12
M706	Uses exponential form of numbers to simplify problems involving multiplication and division of large numbers	47.90
M707	Adds/subtracts algebraic expressions	63.13
M710	Solves problems related to conversion of percentage to fraction and decimal and vice versa	57.82
M717	Finds out approximate area of closed shapes by using unit square grid/graph sheet	45.70
M719	Finds various representative values for simple data from her/his daily life contexts like mean, median and mode	55.54
M721	Interprets data using bar graph	68.40
M801	Generalizes properties of addition, subtraction, multiplication and division of rational numbers through patterns	44.87
M802	Finds rational numbers between two given rational numbers	56.13
M803	Proves divisibility rules of 2, 3, 4, 5, 6, 9 and 11	74.57
M804	Finds squares, cubes, square roots and cube roots of numbers using different methods	54.96
M808	Uses various algebraic identities in solving problems of daily life	41.68
M812	Verifies properties of parallelogram and establishes the relationship between them through reasoning	46.45
M818	Finds surface area and volume of cuboidal and cylindrical object	29.24
M819	Draws and interprets bar charts and pie charts	48.09

Range of Performance of Students who Answered Correctly							
Below 30%		30% - 50%		50% - 75%		Above 75%	
Number	%	Number	%	Number	%	Number	%
229	19.46	243	20.65	497	42.23	208	17.67

## Lowest Performing Learning Outcomes (LOs)

- 1 - Finds surface area and volume of cuboidal and cylindrical object (29.24)
- 2 - Uses various algebraic identities in solving problems of daily life (41.68)
- 3 - Generalizes properties of addition, subtraction, multiplication and division of rational numbers through patterns (44.87)

4 - Finds out approximate area of closed shapes by using unit square grid/graph sheet (45.70)

5 - Verifies properties of parallelogram and establishes the relationship between them through reasoning (46.45)